



INSTRUCTIONS FOR PACKAGE WITH QR-CODE





INSTALLATION SYNTHETIC WIPER BLADE WITH METAL FRAME FOR TRADITIONAL ARMS



Hook



Bayonet



Side Pin





Synthetic Wipers

2 adapters fit all popular traditional arms

ADAPTERS



universal adapter T1

for Hook arm 9x3 & 9x4 mm
for Bayonet arm 7mm
for Small Side Pin arm 3/16" (4.8mm)
for Big Side Pin arm 1/4" (6.4mm)

"T1" comes **pre-installed** on the frame of wiper size 11" thru 28"

adapter 6-8

for Hook 6mm & 8mm

"6-8" comes inside the package of wiper size 15", 18" and 20"

WIPER ARMS





Synthetic Wipers

The new Bardahl universal adapter “**T1**” works with 5 different type of traditional arms



ADAPTER T1



Universal adapter T1 comes **pre-installed** on the frame of wiper sizes 11" thru 28"

WIPER ARMS



Hook arm 9x3

Hook arm 9x4 mm

Bayonet arm 7mm

Small Side Pin arm 3/16" (4.8mm)

Big Side Pin arm 1/4" (6.4mm)



GUARANTEED SATISFACTION • STREAK FREE • HAZE FREE • CHATTER FREE



Fits all popular Traditional wiper arms

ADAPTERS



universal adapter T1

for Hook arm 9x3 & 9x4 mm
for Bayonet arm 7mm
for Small Side Pin arm 3/16" (4.8mm)
for Big Side Pin arm 1/4" (6.4mm)

"T1" comes pre-installed on the frame of wiper size 11" thru 28"



adapter 6-8

for Hook 6mm & 8mm

"6-8" comes inside the package of wiper size 15", 18" and 20"

WIPER ARMS

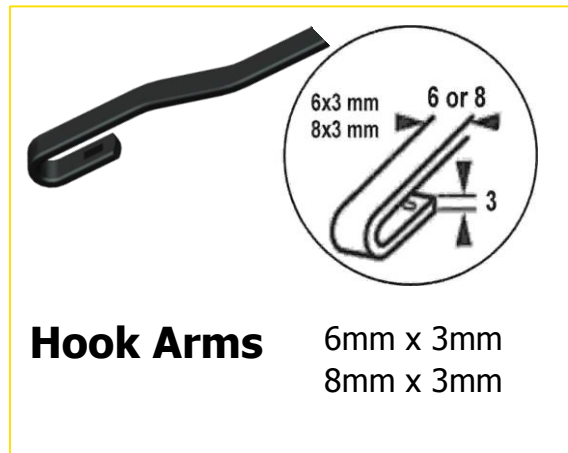





SYNTHETIC Wiper Blade Installation Instructions



TRADITIONAL
ARM TYPE



BARDAHL
ADAPTER



1 Remove pre-installed T1 Adapter



2 Install 6-8 Adapter. Press down until it clicks into position



3



4





SYNTHETIC Wiper Blade Installation Instructions

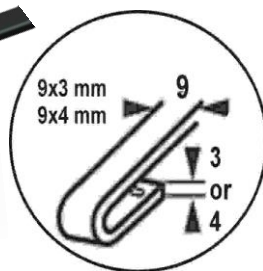


TRADITIONAL
ARM TYPE



Hook Arms

9 x 3mm
9 x 4mm



1 T1 Adapter comes pre-installed



2



BARDAHL
ADAPTER



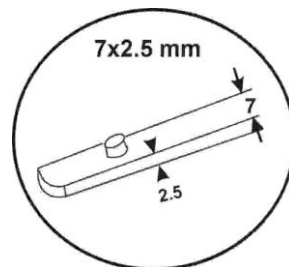
T1 Universal
comes with
11"~28"
SYN blades



SYNTHETIC Wiper Blade Installation Instructions



TRADITIONAL
ARM TYPE



Bayonet Arms 7mm x 2.5mm

1 T1 Adapter comes pre-installed



2



BARDAHL
ADAPTER



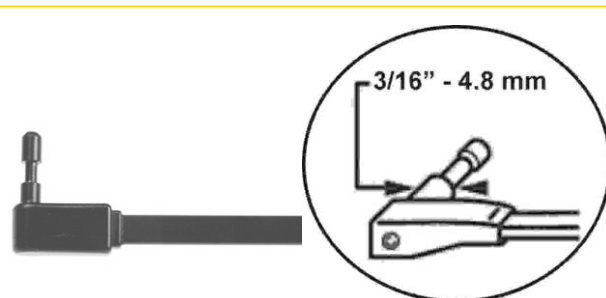
T1 Universal
comes with
11"~28"
SYN blades



SYNTHETIC Wiper Blade Installation Instructions



TRADITIONAL
ARM TYPE



**SMALL
Side Pin Arm** 3/16" (4.8 mm)

1 T1 Adapter comes pre-installed



Install in
SMALL hole

2 click



BARDAHL
ADAPTER



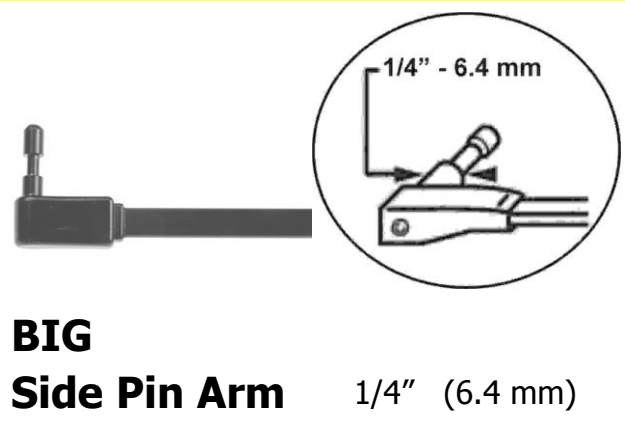
T1 Universal
comes with
11"~28"
SYN blades




SYNTHETIC Wiper Blade Installation Instructions



TRADITIONAL
ARM TYPE



BARDAHL
ADAPTER



1 T1 Adapter comes pre-installed



Install in
BIG hole

2 click

